


FT »

DECONUT

TECHNICAL DATA



The whole series of decorative LED FRAME solution utilizes a uniform extruded aluminium housing with lesser trim size, sleek and seamless design, uniformly lighted through an acrylic diffuser, streamlined aesthetic, perfect solution for general illumination, high visual comfort, higher stability of color rendition, with surface mounting and suspended options, supplied with power supply.

DRIVER	Lighting Control Standard
CRI	<div style="display: flex; justify-content: space-around; align-items: center;"> <div style="border: 1px solid black; padding: 2px;">Standard CRI >80</div> <div style="border: 1px solid black; padding: 2px;">CRI >90</div> </div>
BEAM ANGLE	
FINISH	<div style="display: flex; justify-content: space-around; align-items: center;"> <div style="border: 1px solid black; padding: 2px;">White (WH)</div> <div style="border: 1px solid black; padding: 2px;">Grey (GY)</div> <div style="border: 1px solid black; padding: 2px;">Black (BK)</div> </div>

TECHNICAL DATA

LED	: BRIDGELUX SMD LED
MacAdam Step	: SDCM <3
Luminaire Efficacy	: 60 lm/W (@4000K)
Lifetime	: L ₈₀ B ₁₀ 50,000Hrs, Ta@35°C
UGR	: <21

GENERAL

Mounting	: Surface mounted, suspended, Indoor
Housing	: Die-Cast Aluminium
Lens	: Aluminium
Diffuser	: Acrylic
Adjustability	: No
Driver Mounting	: Remote
Emergency kit	: Not Available

IP Rating	: IP20
IK Rating	: IK04
Protection Class IEC	: II
Energy Class	: A+
Working Temp.	: -40° to 50°C
Glow-wire test	: 960°
Weight	: -
Warranty	: 3 yrs (extendable to 5 yrs)

3000K 4000K



www.switch-made.com




All technical specifications and datas are subject to modification at any time and without notice.
The rated values (@ta25°C) of luminous flux and electrical load are subject to initial tolerance of +/- 10%. Tolerance of CCT are subject to +/- 150K.

DECONUT

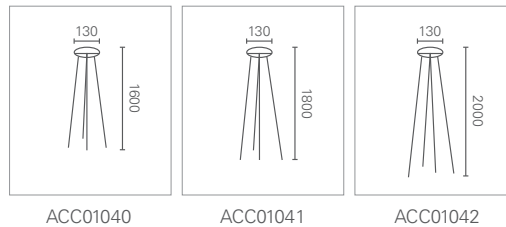
COLOR TEMP.	POWER	LUMENS	CODE
4000K	36 W	2028 lm	INT12055
4000K	60 W	3187 lm	INT12058
4000K	81 W	4347 lm	INT12061

3000K 4000K

DIMENSION

IMAGE	DIMENSION (MM)	COVER SHADE (MM)
	600 80 I	 $\varnothing 592$
	900 80 I	 $\varnothing 892$
	1200 80 I	 $\varnothing 1192$

Pendant Kit Accessories



Cover shade accessories are available in *opal* and *opal prismatic* options

NOTES

CE RoHS

PROJECT	
LUMINAIRE REF.	
QUANTITY	
DATE	
Contact Name	
Mobile	
Email	