



FT



## BLACKMOON 20

### TECHNICAL DATA



	220-240V 50-60Hz	IP44	UGR <19	CRI >80/>90/>97	CITIZEN LED CLU038-1208	DIMMABLE 1-10V/DALI Optional
---	---------------------	------	------------	--------------------	----------------------------	------------------------------------

High-end innovative compact LED recessed downlight for accentuation lighting application, specially designed qualitative-smoothly curved reflector ensure better visual comfort with an optimum light output ratio, excellent glare control, high efficient LED COB offering >95 lm/W, SDCM<2, machined aluminium trim with powder-coated finishing, die-cast aluminium heat sink with sand black finishing, high reflectance aluminium reflector.

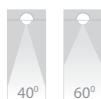
DRIVER  
CC, 500mA, 35Vdc

Lighting Control  
Standard ☐ Phase Dim. ☐ 1-10V ☐ DALI

CRI

Standard  
☐ CRI >80 ☐ CRI >90 ☐ CRI >97

BEAM ANGLE



#### TECHNICAL DATA

LED	: CLU038-1208 COB
MacAdam Step	: <2 SDCM
Luminaire Efficacy	: 113 lm/W (@4000K)
Lifetime	: L <sub>70</sub> B <sub>50</sub> 50,000Hrs, Ta@35°C
UGR	: <19

#### GENERAL

Mounting	: Ceiling recessed, Indoor
Housing	: Die-cast aluminium
Reflector	: Aluminium
Diffuser	: Clear glass
Adjustability	: No
Driver mounting	: Remote
Emergency kit	: Optional

IP Rating	: IP44
IK Rating	: IK04
Protection Class IEC	: II
Energy Class	: A+
Working Temp.	: -20° to 50°C
Glow-wire test	: 960°C
Weight	: -
Warranty	: 3 yrs (extendable to 5 yrs)

COLOR TEMP.	POWER	CRI	LUMENS	CODE
2700K	20 W	90+	1900 lm	INT02040-27K
3000K			2050 lm	INT02040-30K
4000K			2250 lm	INT02040-40K
6000K			2363 lm	INT02040-60K

FT »

# BLACKMOON 20

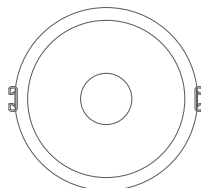
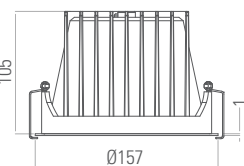


## TECHNICAL DATA

### FINISH

**Trim:** White (WH) - Black (BK) - Gold (GD)



**Reflector:** High Gloss Black (HGB) - High Gloss Silver (HGS) - Frosted (FS) - White (WH) - Gold (GD)



### DIMENSION

### NOTES

ISO DOC. NO.: SM-OPN-QSF08

CE RoHS

PROJECT  
LUMINAIRE REF.  
QUANTITY  
DATE

Contact Name  
Mobile  
Email