




FT





CHROME 14-R

TECHNICAL DATA



	220-240V 50-60Hz	IP43	100 lm/W	CRI >80/>90/>97	DIMMABLE DALI/1-10V Optional
---	---------------------	------	----------	--------------------	---

Round LED deep recessed downlight, highly diverse lumen levels, elegant optical design, housing made of machined aluminium with sand white/black powder-coated finishing, passive extruded aluminium heatsink ensuring better heat dissipation, high reflection ratio aluminium reflector, durable and robust structure, SDCM<2, consistent color stability, dimmable versions available, various beam angle choices.

DRIVER CC, 350mA, 34Vdc	Standard	Lighting Control Phase Dim. 1-10V DALI
CRI	CRI >80	Standard CRI >90 CRI >97
BEAM ANGLE	 36°	 60°

TECHNICAL DATA

LED	: CITIZEN 1204 LED
MacAdam Step	: <3 SDCM
Luminaire Efficacy	: 104 lm/W (@4000K)
Lifetime	: L ₇₀ B ₅₀ 50,000Hrs, Ta@35°C
UGR	: <19

GENERAL

Mounting	: Ceiling recessed, Indoor
Housing	: Die-cast aluminium
Reflector	: Aluminium
Diffuser	: Clear glass
Adjustability	: Yes
Driver mounting	: Remote
Emergency kit	: Optional

IP Rating	: IP43
IK Rating	: IK04
Protection Class IEC	: II
Energy Class	: A+
Working Temp.	: -20° to 50°C
Glow-wire test	: 960°C
Weight	: 0.72 Kg
Warranty	: 3 yrs (extendable to 5 yrs)

FT »

CHROME 14-R

TECHNICAL DATA

CHROME 14-R



COLOR TEMP.	POWER	CRI	LUMENS	CODE
2700K	14 W	90+	1256 lm	INT05023-27K
3000K			1350 lm	INT05023-30K
4000K			1450 lm	INT05023-40K

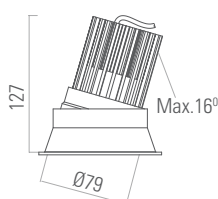
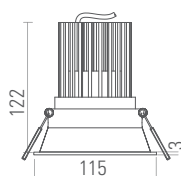
2700K 3000K 4000K 5000K

FINISH

White(WH) Grey(GY) Black (BK)



DIMENSION



NOTES

ISO DOC. NO.: SM-OPN-QSF08

CE RoHS

PROJECT	
LUMINAIRE REF.	
QUANTITY	
DATE	
Contact Name	
Mobile	
Email	