




FT



KALOU 36 RGBW

TECHNICAL DATA



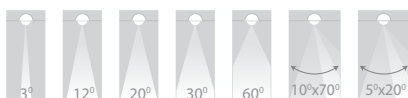
	100-305 Vac	IP66	IK08	CRI >80	CREE XP-G3 LED
---	-------------	------	------	---------	----------------

High-end outdoor innovative projector floodlight for variety of applications, with 36 high power LEDs, high-pressure die-casting aluminium body, stainless steel screws, high strength 6mm toughened glass with 93% light transmittance, extremely narrow beam angle of 2.6°, anti-glare shield option for optimum performance, maximum visual comfort and energy savings.

DRIVER
CV,36Vdc

Lighting Control
Standard

BEAM ANGLE



FINISH

Grey - RAL9023 (GY)



TECHNICAL DATA

LED	: CREE XP-G3
System Power	: 90 W
LED Qty	: 36 (9R 9G 9B 9W)
Luminaire Efficacy	: 83 lm/W (@4000K)
Lifetime	: L ₇₀ B ₅₀ 50,000Hrs, Ta@35°C

GENERAL

Mounting	: Surface mounted, Outdoor
Housing	: ADC12 Die-cast aluminium
Lens	: PMMA
Diffuser	: Tempered glass
Adjustability	: Yes
Driver Mounting	: Integrated
Emergency kit	: Not Available

IP Rating	: IP66
IK Rating	: IK08
Protection Class IEC	: I
Energy Class	: A++
Working Temp.	: -40° to 60°C
Glow-wire test	: 960°
Weight	: 12.00 Kg
Warranty	: 3 yrs (extendable to 5 yrs)

2700K 3000K 4000K 5000K 6000K

FT »

KALOU 36 RGBW

TECHNICAL DATA



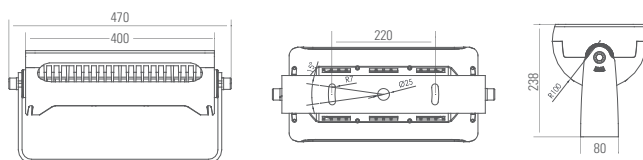
KALOU 36 RGBW



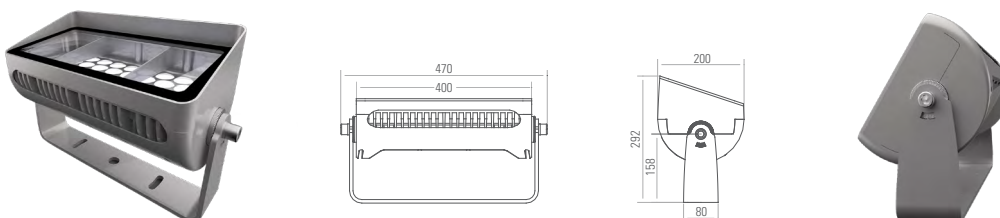
COLOR	LED QTY.	POWER	CODE
RGBW	36 pcs. 9R 9G 9B 9W	90 W	EXT04039-RGBW

2700K 3000K 4000K 5000K 6000K

DIMENSION



OPTIONAL



NOTES

ISO DOC. NO.: SM-OPN-QSF08

CE RoHS

PROJECT	
LUMINAIRE REF.	
QUANTITY	
DATE	
Contact Name	
Mobile	
Email	

www.switch-made.com

Updated on April 15, 2022

All technical specifications and datas are subject to modification at any time and without notice.
The rated values (@ta25°C) of luminous flux and electrical load are subject to initial tolerance of +/- 10%. Tolerance of CCT are subject to +/- 150K.