



FT





## NEPTUNE 10-R

### TECHNICAL DATA



	220-240V 50-60Hz	IP43	100lm/W	BRIDGELUX V8 LED	CRI >80/>90/>97	DIMMABLE <b>DALI/1-10V</b> <i>Optional</i>
---	---------------------	------	---------	---------------------	--------------------	--

High efficient spot light with elegant optical design, designed for accent lighting applications, housing made of machined aluminium with sand white/black powder-coated finishing, passive extruded aluminium heatsink ensuring better heat dissipation, high reflection ratio aluminium reflector, durable, efficient LED replacement for directional halogen spotlights, suitable for hotel rooms, retail, bars and restaurants.

DRIVER CC, 500mA, 18.5Vdc	Standard	Lighting Control Phase Dim. 1-10V DALI
CRI	Standard CRI >80	CRI >90 CRI >97
BEAM ANGLE	 	

#### TECHNICAL DATA

LED	: BRIDGELUX V8 LED
MacAdam Step	: <2 SDCM
Luminaire Efficacy	: 100 lm/W (@4000K)
Lifetime	: L <sub>70</sub> B <sub>50</sub> 50,000Hrs, Ta@35°C
UGR	: <20

#### GENERAL

Mounting	: Ceiling recessed, Indoor
Housing	: Die-cast aluminium
Reflector	: Aluminium
Diffuser	: Clear glass
Adjustability	: Yes
Driver mounting	: Remote
Emergency kit	: Optional

IP Rating	: IP43
IK Rating	: IK04
Protection Class IEC	: II
Energy Class	: A+
Working Temp.	: -20° to 50°C
Glow-wire test	: 960°C
Weight	: -
Warranty	: 3 yrs (extendable to 5 yrs)

FT »

# NEPTUNE 10-R

## TECHNICAL DATA

### NEPTUNE 10-R



COLOR TEMP.	POWER	CRI	LUMENS	CODE
2700K	10 W	80+	850 lm	INT05026-27K
3000K			950 lm	INT05026-30K
4000K			1000 lm	INT05026-40K

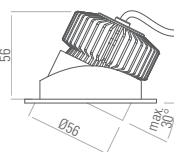
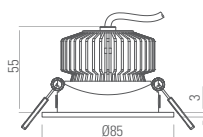
2700K 3000K 4000K 5000K

### FINISH

White(WH) Grey(GY) Black(BK)



### DIMENSION



### NOTES

ISO DOC. NO.: SM-OPN-QSF08

CE RoHS

PROJECT	
LUMINAIRE REF.	
QUANTITY	
DATE	
Contact Name	
Mobile	
Email	