



FT



PALAOS PIXEL

TECHNICAL DATA



	220-240V 50 / 60Hz	IP40	UGR <17	CRI>80	SAMSUNG SMD2835	140 lm/W	DIMMABLE DALI/1-10V <i>Optional</i>
---	-----------------------	------	------------	--------	--------------------	----------	--

Innovative and elegant panel, best in class design and modularity series from PIXEL family, compact and quality design, high efficient LED chip from SAMSUNG SMD2835 offering 140 lm/W, no LGP inside, micro grid optics, anodized aluminium structure, excellent heat dissipation, optional dimming in 1-10V/DALI.

DRIVER
CC, 750mA, 28-55 Vdc

	Lighting Control
Standard	Phase Dim. 1-10V DALI

CRI

Standard	CRI >80	CRI >90	CRI >97
----------	---------	---------	---------

BEAM ANGLE



FINISH

White (WH)

TECHNICAL DATA

LED	: SAMSUNG SMD 2835 LED
System Power	: 40 W
MacAdam Step	: SDCM <3
Luminaire Efficacy	: 140 lm/W (@4000K)
Lifetime	: L ₈₀ B ₁₀ 50,000Hrs, Ta@25°C
UGR	: < 17

GENERAL

Mounting	: Ceiling Recessed, Indoor
Housing	: Extruded aluminium body
Heatsink	: Aluminium
Diffuser	: PMMA
Adjustability	: No
Driver Mounting	: Remote
Emergency kit	: Optional

IP Rating	: IP40
IK Rating	: IK07
Protection Class IEC	: II
Energy Class	: A+
Working Temp.	: -20° to 55°C
Glow-wire test	: 650°
Weight	: 2.70 Kg
Warranty	: 3 yrs (extendable to 5 yrs)

3000K 4000K 5000K 6000K



www.switch-made.com

All technical specifications and datas are subject to modification at any time and without notice.
The rated values (@ta25°C) of luminous flux and electrical load are subject to initial tolerance of +/- 10%. Tolerance of CCT are subject to +/- 150K.

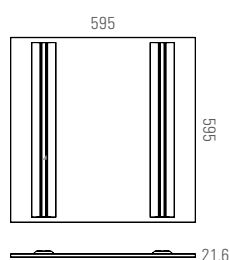
PALAOS PIXEL



DIMENSIONS	COLOR TEMP.	POWER	LUMENS	CODE
595 L x 595 W x 21.6 H	3000K	40 W	5320 lm	INT13292-30K
	4000K		5600 lm	INT13292-40K
	5700K		5800 lm	INT13292-57K


3000K 4000K 5000K 6000K

DIMENSION




INSTALLATION

Suspending



Recessed Clips



Surface Mount



NOTES

ISO DOC. NO.: SM-OPN-QSF08

CE RoHS

PROJECT	
LUMINAIRE REF.	
QUANTITY	
DATE	
Contact Name	
Mobile	
Email	