



FT



## PIXEL TRACK

### TECHNICAL DATA



	220-240 Vac	IP20	CREE XTE LED	CRI >80/>90
---	----------------	------	-----------------	----------------

Innovative and elegant track light, superior flexibility in accent lighting and wall washing, best in class design and modularity series from PIXEL range, compact and quality appearance, very low glare values, higher visual comfort, consistent color stability, tiltable to meet different needs of the lighting application, high lumen efficiency, micro reflector design (UGR<16), also available in 15W version.

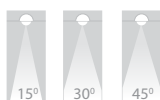
DRIVER  
CC, 500mA, 25-40Vdc

Lighting Control  
Standard

CRI

Standard  
CRI >80 CRI >90

BEAM ANGLE



FINISH

White (WH) Black (BK)

#### TECHNICAL DATA

LED	: CREE XTE LED
System Power	: 20 W
MacAdam Step	: SDCM <2
Luminaire Efficacy	: 99 lm/W (@4000K)
Lifetime	: L <sub>80</sub> B <sub>10</sub> 50,000Hrs, Ta@25°C
UGR	: <16

#### GENERAL

Mounting	: Track mounted, Indoor
Housing	: Die-cast aluminium body
Lens	: Optical Polymer
Reflector	: Thermo Plastic
Adjustability	: Yes
Driver Mounting	: Integrated
Track System	: 3C 4 wire system

IP Rating	: IP20
IK Rating	: IK06
Protection Class IEC	: I
Energy Class	: A+
Working Temp.	: -20° to 50°C
Glow-wire test	: 650°
Weight	: 0.95 Kg
Warranty	: 3 yrs (extendable to 5 yrs)

2700K 3000K 4000K 5000K

FT »

# PIXEL TRACK

## TECHNICAL DATA



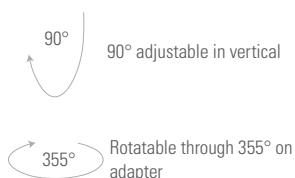
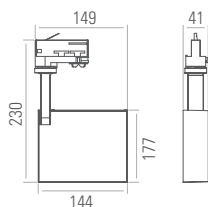
### PIXEL TRACK



COLOR TEMP.	POWER	LUMENS	CODE
2700K	20 W	1800 lm	INT03012-27K
3000K		1920 lm	INT03012-30K
4000K		1980 lm	INT03012-40K

2700K 3000K 4000K 5000K

### DIMENSION



### NOTES

ISO DOC. NO.: SM-OPN-QSF08

CE RoHS

PROJECT	
LUMINAIRE REF.	
QUANTITY	
DATE	
Contact Name	
Mobile	
Email	

www.switch-made.com

Updated on April 20, 2022

All technical specifications and datas are subject to modification at any time and without notice.  
The rated values (@ta25°C) of luminous flux and electrical load are subject to initial tolerance of +/- 10%. Tolerance of CCT are subject to +/- 150K.