



FT



RECTA 300

TECHNICAL DATA



	100-240 Vac	24Vdc (RGB Optional)	IP67	IK10	RGB (Optional)	CREE LED XP-E2	304 STAINLESS STEEL
---	----------------	-------------------------	------	------	-------------------	-------------------	------------------------

Linear ground recessed in-ground flush mounting wall washer, body made of AL6063 aluminium alloy molding, 304L stainless steel outer trim, high strengthened toughened glass can endure 2500Kg pressure, anodized surface treatment, with the design of increasing heat dissipation to fully ensure the stability and long lifespan, lighting head fixed at 10° tilted angle, special polarized light design can control the glare, delivered with aluminium alloy mounting case, optional model in 24vdc and RGB/RGBW.

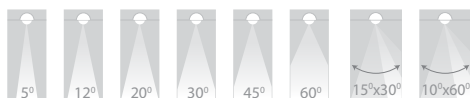
DRIVER
CC, 350mA, 15-21Vdc

Lighting Control
Standard

CRI

Standard
CRI >80 CRI >90

BEAM ANGLE



FINISH

SS Finish

TECHNICAL DATA

LED	: CREE XP-E2
System Power	: 7 W
MacAdam Step	: SDCM <4
Luminaire Efficacy	: 75 lm/W (@4000K)
Lifetime	: L ₇₀ B ₅₀ 50,000Hrs, Ta@35°C
UGR	: -

GENERAL

Mounting	: Ground recessed, Outdoor
Housing	: ADC12 Die-cast aluminium
Lens	: PMMA
Diffuser	: Tempered glass
Adjustability	: No
Driver Mounting	: Integrated
Emergency kit	: Not Available

IP Rating	: IP67
IK Rating	: IK10
Protection Class IEC	: I
Energy Class	: A++
Working Temp.	: -40° to 60°C
Glow-wire test	: 960°
Weight	: 2.00 Kg
Warranty	: 3 yrs (extendable to 5 yrs)

2700K 3000K 4000K 5000K 6000K



www.switch-made.com

All technical specifications and datas are subject to modification at any time and without notice.
The rated values (@ta25°C) of luminous flux and electrical load are subject to initial tolerance of +/- 10%. Tolerance of CCT are subject to +/- 150K.

FT »

RECTA 300

TECHNICAL DATA




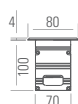
RECTA 300



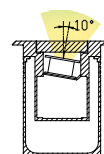
COLOR TEMP.	LED QTY.	POWER	LUMENS	CODE
2700K	6 pcs.	7 W	455 lm	EXT02102-27K
3000K			490 lm	EXT02102-30K
4000K			525 lm	EXT02102-40K

2700K 3000K 4000K 5000K 6000K

DIMENSION



L292 x W70 x H100



NOTES

ISO DOC. NO.: SM-OPN-QSF08

CE RoHS

PROJECT	
LUMINAIRE REF.	
QUANTITY	
DATE	
Contact Name	
Mobile	
Email	

www.switch-made.com

Updated on April 20, 2022

All technical specifications and datas are subject to modification at any time and without notice.
The rated values (@ta25°C) of luminous flux and electrical load are subject to initial tolerance of +/- 10%. Tolerance of CCT are subject to +/- 150K.