

Optional



Daylight
Sensor



Motion
Sensor



Knob Dim-
ming

FT







STANDY UNI

TECHNICAL DATA



IP20	110 lm/W	CRI >80/>90	UGR<19	DIMMABLE 1-10V
------	-------------	----------------	--------	-------------------

Discreet and simple LED floor lamp, timeless flat design with exquisite modern look, body made of 6063AL, high lumen efficiency, low glare rating, maximum visual comfort, homogenous diffused light distribution without direct or reflected glare, support for knob dimming function, modular construction with mechanical and electrical plug-in connection socket accessories which can act as power supply source.

DRIVER	Lighting Control		
	Standard	Phase Dim.	1-10V
CRI	Standard		
	CRI >80	CRI >90	
BEAM ANGLE			
	120°		
FINISH	<i>White (WH)</i> <i>Grey (GY)</i> <i>Black (BK)</i>		
	  		

TECHNICAL DATA

LED	:	EDISON 2835 LED
System Power	:	-
MacAdam Step	:	SDCM <4
Luminaire Efficacy	:	110 lm/W (@4000K)
Lifetime	:	L ₇₀ B ₅₀ 50,000Hrs, Ta@35°C
UGR	:	<19

GENERAL

Mounting	:	Stand alone, Indoor
Housing	:	Aluminum Profile
Reflector	:	Aluminum
Diffuser	:	PMMA
Adjustability	:	No
Driver mounting	:	Integrated
Emergency kit	:	Not available
IP Rating	:	IP20
IK Rating	:	IK06
Protection Class IEC	:	I
Energy Class	:	A+
Working Temp.	:	-20° to 50°C
Glow-wire test	:	650°C
Weight	:	4.50 Kg
Warranty	:	3 yrs (extendable to 5 yrs)

3000K 4000K 6000K

FT »

STANDY UNI

TECHNICAL DATA



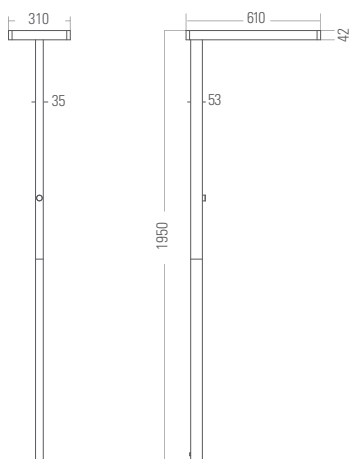
STANDY UNI



COLOR TEMP.	POWER	LUMENS	CODE
4000K	↓ 30 W x 30 W ↑	↓ 3100 lm x 3500 lm ↑	INT04192-40K
5000K		↓ 3260 lm x 3680 lm ↑	INT04192-50K
4000K	↓ 40 W x 40 W ↑	↓ 4200 lm x 4600 lm ↑	INT04192-40K
5000K		↓ 4420 lm x 4840 lm ↑	INT04192-50K

3000K 4000K 6000K

DIMENSION



NOTES

ISO DOC. NO.: SM-OPN-QSF08

CE RoHS

PROJECT	
LUMINAIRE REF.	
QUANTITY	
DATE	
Contact Name	
Mobile	
Email	

www.switch-made.com

Updated on April 26, 2022

All technical specifications and datas are subject to modification at any time and without notice.
The rated values (@ta25°C) of luminous flux and electrical load are subject to initial tolerance of +/- 10%. Tolerance of CCT are subject to +/- 150K.