



FT






# SWIMO 15

## TECHNICAL DATA



	100-240 Vac	IP65	PF >0.9	CRI >80/>90
---	----------------	------	------------	----------------

Compact and fully sealed LED recessed spotlight, superior lighting performance and designed for damp locations, newly engineered design and efficient die-cast aluminium heat sink ensures long life span, consistent light color stability, visual comfort, superior quality lens system produces uniform lighting distribution, delivered with IP65 rated standard remote driver, suitable for bathrooms, kitchens, under canopies.

DRIVER	Lighting Control			
	IP65 Standard	IP20 Phase Dim.	IP20 1-10V	IP20 DALI
CRI	Standard			
	CRI >80	CRI >90		
BEAM ANGLE				
	80°			
FINISH	White (WH)    Black (BK)			
	 			

### TECHNICAL DATA

LED	: SMD2835 LED
Macadam Step	: SDCM <2
Luminaire Efficacy	: 96 lm/W (@5000K)
Lifetime	: L <sub>70</sub> B <sub>50</sub> 50,000Hrs, Ta@35°C
UGR	: <25

### GENERAL

Mounting	: Ceiling recessed, Indoor
Housing	: Aluminium
Reflector	: PC
Diffuser	: Frosted PC
Adjustability	: No
Driver Mounting	: Remote
Emergency kit	: Optional

IP Rating	: IP65
IK Rating	: IK03
Protection Class IEC	: II
Energy Class	: A+
Working Temp.	: -20° to 50°C
Glow-wire test	: 750°
Weight	: 0.63 Kg
Warranty	: 3 yrs (extendable to 5 yrs)

2700K 3000K 4000K 5000K

FT »

# SWIMO 15

## TECHNICAL DATA



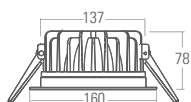
### SWIMO 15



COLOR TEMP.	POWER	LUMENS	CODE
3000K	15 W	1335 lm	INT05121-30K
4000K		1380 lm	INT05121-40K
5000K		1440 lm	INT05121-50K

2700K 3000K 4000K 5000K

### DIMENSION



### NOTES

ISO DOC. NO.: SM-OPN-QSF08

CE RoHS

PROJECT	
LUMINAIRE REF.	
QUANTITY	
DATE	
Contact Name	
Mobile	
Email	

www.switch-made.com

Updated on April 25, 2022

All technical specifications and datas are subject to modification at any time and without notice.  
The rated values (@ta25°C) of luminous flux and electrical load are subject to initial tolerance of +/- 10%. Tolerance of CCT are subject to +/- 150K.