



FT



## LINE E1212

### TECHNICAL DATA



**Code:** PRE1212

**Functional Lighting:** Interior, office, shop, schools, tertiary

**Lifetime:** 50,000 hrs.

**Working Temperature:** -20°C to +45°C

**Heat Dissipation:** Max. 12W/m

**CCT:** 2700K/ 3000K/ 4000K/ 6000K

**Beam Angle:** 110°

**Material:** Aluminium 6063-T5 (Oxidized silver)

**Diffuser:** PC

**Weight:** 0.23 Kg / 2.5 m

**Process:** Anodic Oxidation / Powder

**3 Years Warranty**

#### Accessories Included



Alu. Profile



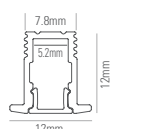
End Caps X 2



Diffuser

(for 2500mm)

#### DIMENSION



Length:  
2504mm (Incl. endcap)

#### FINISH

White (WH) RAL 9003    Aluminium (AL)    Black (BK) RAL 9005



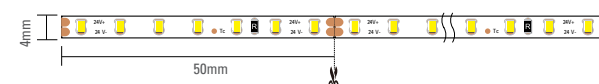
(Standard)

#### Profile Cutting Calculation

$$L_{min} = (1 \times 50mm) + (2 \times 4mm) + 10mm \text{ ①} = 68mm$$

$$L_{max} = (39 \times 50mm) + (2 \times 4mm) + 10mm \text{ ①} = 1968mm$$

Cutout: W=10, H=12mm



### ●● TECHNICAL CHARACTERISTICS



#### LED STRIP

INPUT VOLTAGE	IP	CCT	CRI	W/M	LEDS/M	CUTTING UNIT (MM)	LAMP LUMEN/M @CRI 90	LUMINAIRE LUMEN/M @CRI 90	DIMENSION (MM)	CODE
24Vdc	IP33	4000K	>90	6.6 W/m	140	50mm (7 LEDs)	590 lm/m	500 lm/m	5000 x 4 x 1.2	-

CCT: **2700K** **3000K** **4000K** **6000K**



#### LED DRIVER

OUTPUT VOLTAGE	TYPE	IP	POWER	MOUNTING	DIMENSION (MM)	CODE
24Vdc	DIMMABLE 0-10V	IP20	*30W	Remote	230 x 30 x 21	-

*\*Please consult us for more choice of LED driver*

### ●● OPTIONAL ACCESSORIES

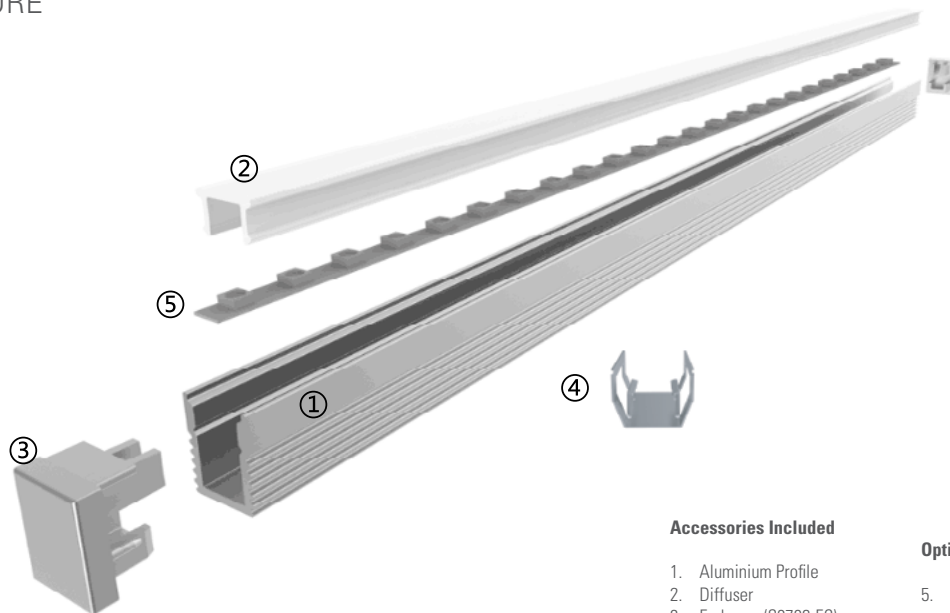


**End Cap With Hole**  
E2507-ECH



**Recessed Clip**  
E2507-CP11

### ●● STRUCTURE



#### Accessories Included

1. Aluminium Profile
2. Diffuser
3. End caps (S0709-EC)
4. Mounting bracket (S0709-BK)


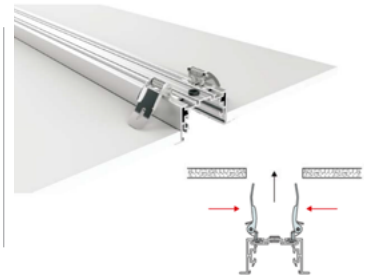
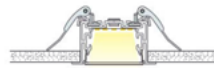
#### Optional Accessories

5. LED Lighting Source


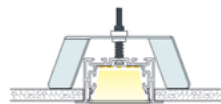
● ● APPLICATIONS



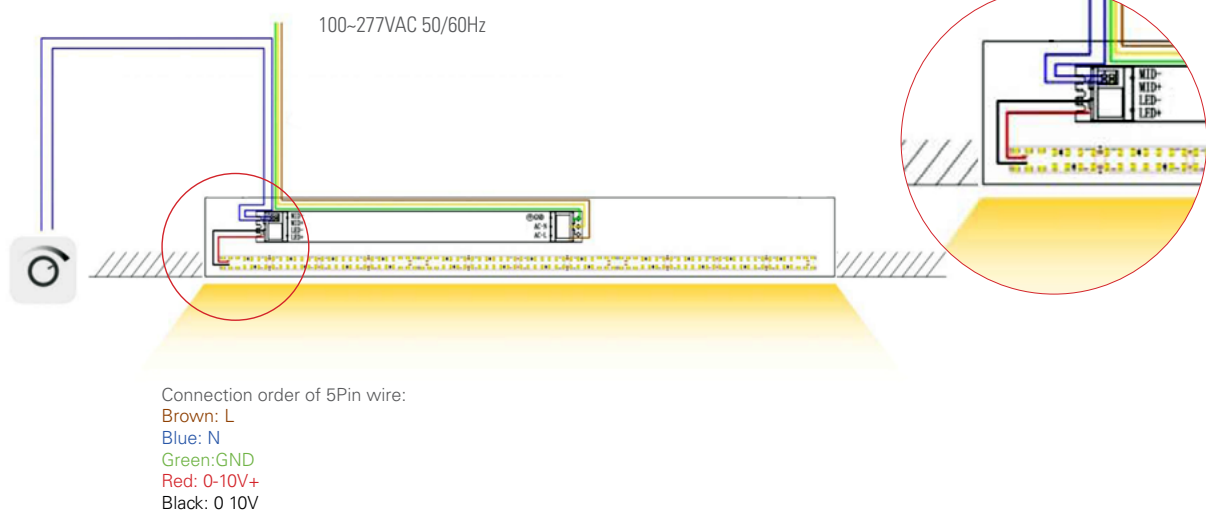
Recessed (Butterfly)





Recessed (N-shaped)



● ● WIRING DRAWING



### ●● INSTALLATION



### NOTES

--

PROJECT	
LUMINAIRE REF.	
QUANTITY	
DATE	