

FT



## LINE E2513

### TECHNICAL DATA



**Code:** PRE2513

**Functional Lighting:** Interior, office, shop, schools, tertiary

**Lifetime:** 50,000 hrs.

**Working Temperature:** -20°C to +45°C

**Heat Dissipation:** Max. 15W/m

**CCT:** 2700K / 3000K / 4000K / 6000K

**Beam Angle:** 110°

**Material:** Aluminium 6063-T5 (Oxidized silver)

**Diffuser:** PC

**Weight:** 0.5 Kg / 2.5 m

**Process:** Anodic Oxidation / Powder

**3 Years Warranty**

#### Accessories Included



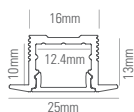
Alu. Profile/  
Diffuser



End Caps x 2

(for 2500mm)

#### DIMENSION



Length:  
2504mm (Incl. endcap)

#### FINISH

White (WH) RAL 9003    Aluminium (AL)    Black (BK) RAL 9005



(Standard)

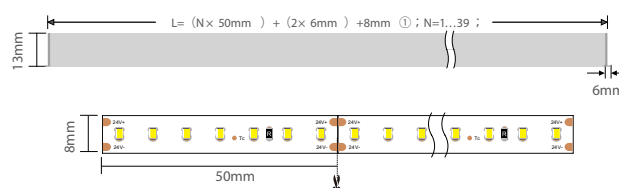
#### Profile Cutting Calculation

$$L_{min} = (1 \times 50mm) + (2 \times 6mm) + 8mm \text{ ① } = 70mm$$

$$L_{max} = (39 \times 50mm) + (2 \times 6mm) + 8mm \text{ ① } = 1970mm$$

Recommended grooving size:

Cutout: W=18mm, H=13mm



[www.switch-made.com](http://www.switch-made.com)

All technical specifications and datas are subject to modification at any time and without notice.

The rated values (@ta25°C) of luminous flux and electrical load are subject to initial tolerance of +/- 10%. Tolerance of CCT are subject to +/- 150K.

### ●● TECHNICAL CHARACTERISTICS



#### LED STRIP

INPUT VOLTAGE	IP	CCT	CRI	W/M	LEDS/M	CUTTING UNIT (MM)	LAMP LUMEN/M @CRI 90	LUMINAIRE LUMEN/M @CRI 90	DIMENSION (MM)	CODE
24Vdc	IP33	4000K	>90	6.6 W/m	140	50mm (7 LEDs)	590 lm/m	500 lm/m	5000 x 8 x 1.2	-

CCT: **2700K** **3000K** **4000K** **6000K**



#### LED DRIVER

OUTPUT VOLTAGE	TYPE	IP	POWER	MOUNTING	DIMENSION (MM)	CODE
24Vdc	DIMMABLE 0-10V	IP20	*30W	Remote	230 x 30 x 21	-

*\*Please consult us for more choice of LED driver*

### ●● OPTIONAL ACCESSORIES



End Cap With Hole  
E2513-ECS-H



Recessed Clip  
E5213-CP

### ●● STRUCTURE



#### Accessories Included

1. Aluminium Profile
2. Diffuser
3. End caps (S0709-EC)

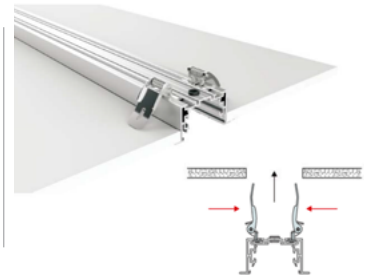
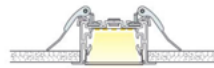
#### Optional Accessories

4. Mounting bracket (S0709-BK)
5. LED Lighting Source


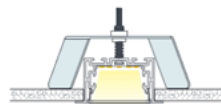
● ● APPLICATIONS



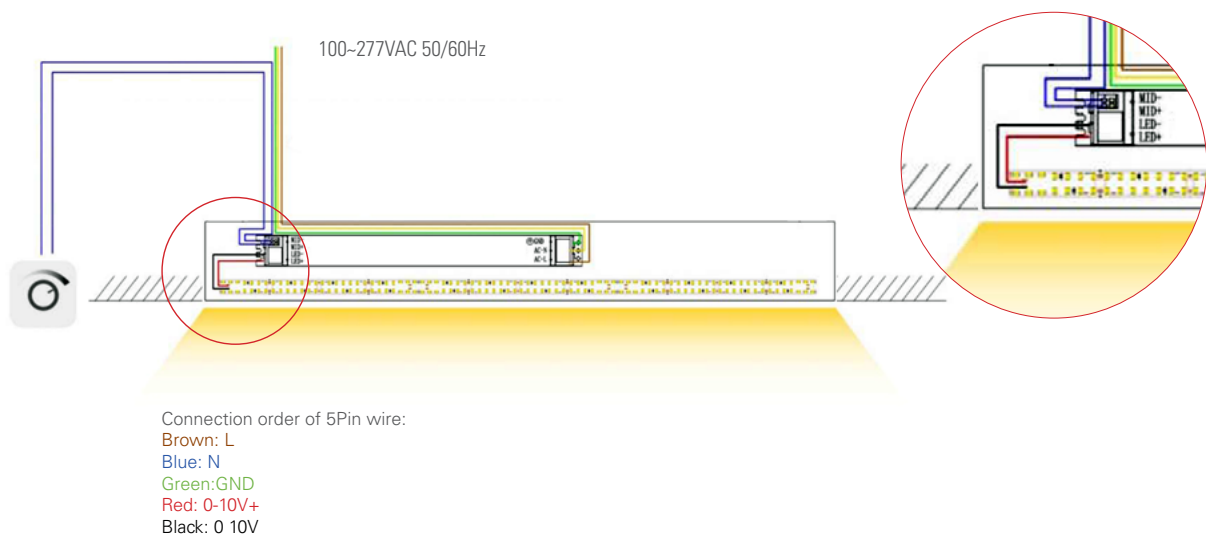
Recessed (Butterfly)



Recessed (N-shaped)



● ● WIRING DRAWING




### ●● INSTALLATION

#### RECESSED BUCKLE



#### CORNER



#### ENDCAP



#### LED DRIVER



### NOTES

--

PROJECT	
LUMINAIRE REF.	
QUANTITY	
DATE	